
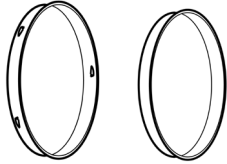
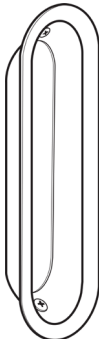


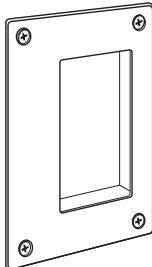


## CLOSET HARDWARE

ILLUSTRATION	ITEM NO	DESCRIPTION	FINISH	INNER QTY	MASTER QTY
	CK130	Bi-Fold Concave Knob Beveled Edge (1") Screw, 1 3/8" Dia.	US3, 5, 26D	20	200
	DIFP218	Drive In Finger Pull (2 1/8" Diameter) <b>without Nails</b>	US3, 5, 26 US15, 15A, US26D, 10B	150	600
	FP98	Drive In Finger Pull (2 1/8" Diameter) <b>with Nails</b>	US3, 5, 26	150	600
	FP2000 <b>NEW ITEM</b>	Solid Brass Oval Flush Pull <b>Dimensions:</b> 3 9/16" x 1 5/16" x 7/16"	US3, 10B, 15, US26, 26D, US1	40	200
	FP3000 <b>NEW ITEM</b>	Solid Brass Rectangular Flush Pull with Optional Snap-In Plate <b>Dimensions:</b> 3 1/8" x 1 5/16" x 7/16"	US10B, 15, US26, 26D, US1	20	200
	FP4000 <b>NEW ITEM</b>	Solid Brass Rectangular Flush Pull with Removable Back Plate <b>Dimensions:</b> 3 1/8" x 1 11/16" x 7/16"	US10B, 15, US26, 26D, US1	20	100
	CRP150N <b>NEW ITEM</b>	Stainless Steel Flush Cup Pull <b>Dimensions:</b> Face: 3 1/2" x 5" Projection: 1/8" Cup Clearance: 7/8" Fasteners: (4) #6 x 5/8" OPHWS	US32D	6	60

**20% CHARGE  
FOR BROKEN  
QUANTITY**