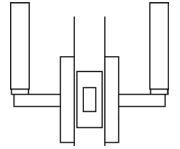

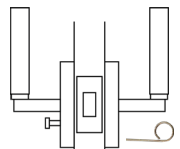
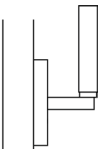

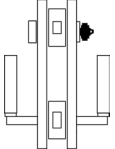

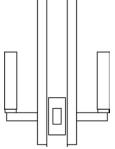
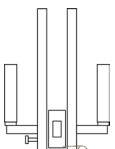

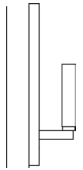



TUBULAR LATCH SET

APPLICATION	FUNCTION: NON-KEYED		
For residential and commercial interior doors with privacy, passage and dummy function		Passage Inside and Outside levers always unlocked	
MATERIAL Stainless Steel Levers, Knobs and Rose			
SPECIFICATIONS		Dummy Left or right lever are always inactive	
<ul style="list-style-type: none"> Door thickness: 1 $\frac{3}{8}$" (35) to 1 $\frac{3}{4}$" (44) Latch Backset: 2 $\frac{3}{8}$" (60) standard, 2 $\frac{3}{4}$" (70) optional Grade 2 Latch: CTG2 Adjustable 2 $\frac{3}{8}$" (60) and 2 $\frac{3}{4}$" (70) (optional) Handing: Most lever designs are non-handed, Handed designs are marked accordingly. Specify handing upon ordering Latch Faceplate: 1" x 2 $\frac{1}{4}$" (25 x 57) square corner Emergency Pin: Available as standard for privacy function Strike: FLS Full Lip Strike 1" x 2 $\frac{1}{4}$", $\frac{1}{4}$" round corner (standard) TS T-Strike 1 $\frac{1}{8}$" x 2" square corner (standard) ASA478 US32D ANSI Strike 4 $\frac{7}{8}$" x 1 $\frac{1}{4}$" (optional) 			

TUBULAR ENTRY SET

APPLICATION	FUNCTION: KEYED AND NON-KEYED		
For residential and commercial exterior and interior doors with entrance, privacy, passage and dummy function		Entrance Key outside and thumb-turn inside locks or unlocks cylinder. Inside and outside levers always unlocked	
MATERIAL Stainless Steel Levers, Knobs and Escutcheons			
SPECIFICATIONS		Privacy Privacy pin from inside, locks the lever. Turning inside lever releases pin or by emergency release pin outside. Specify Handing when ordering.	
<ul style="list-style-type: none"> Door thickness: 1 $\frac{9}{16}$" (40) - 2 (50) Latch Backset: 2 $\frac{3}{8}$" (60) standard 2 $\frac{3}{4}$" (70) optional Handing: Field reversible for passage and privacy function Latch Faceplate: 1" x 2 $\frac{1}{4}$" (25 x 57) square corner Strike: FLS Full Lip Strike 1" x 2 $\frac{1}{4}$", $\frac{1}{4}$" round corner (standard) TS T-Strike 1 $\frac{1}{8}$" x 2" square corner (standard) ASA478 US32D ANSI Strike 4 $\frac{7}{8}$" x 1 $\frac{1}{4}$" (optional) 			
Entrance Function		Dummy Left or right lever are always inactive	
<ul style="list-style-type: none"> Cylinder and Keys: Schlage C Keyway Cylinder 5-pin with 2 keys Keying service available Deadbolt: Latch Bolt: Grade 1, 4-way Drive-In, Brass bolt Adjustable 2 $\frac{3}{8}$" (60) and 2 $\frac{3}{4}$" (70) Deadbolt Strike: 1 $\frac{1}{8}$" x 2 $\frac{3}{4}$" (29 x 70) square corner standard 			
Privacy Function			
<ul style="list-style-type: none"> Emergency Pin: Available as standard for privacy function 			
Grade 2 Latch Upgrade			
<ul style="list-style-type: none"> Available for Entrance, Privacy and Passage functions of lever / knob 			