

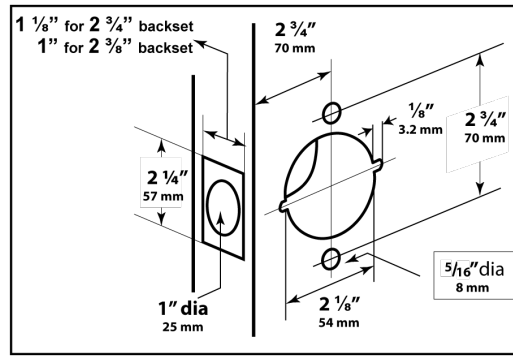
GENESYS SERIES FINISHES AND FUNCTIONS



FINISHES AVAILABLE		
BHMA SYMBOL	US CODE	DESCRIPTION
605	US3	Polished Brass
606	US4	Satin Brass
609	US5	Antique Brass
612	US10	Satin Bronze
613	US10B	Oil Rubbed Bronze
619	US15	Satin Nickel
625	US26	Polished Chrome
626	US26D	Satin Chrome

Refer to price list for stock finishes and functions

DOOR PREPARATION

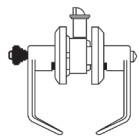


LIFETIME WARRANTY

BHMA CERTIFIED
Be Safe. Be Secure. Look for the Mark.

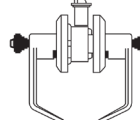
UL US
3 HOUR FIRE RATED
UL10C, UBC7-2-1997

CGN00
● **ICCGN00**
ANSI: F109
FED#161A



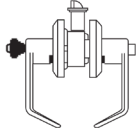
ENTRANCE / OFFICE LOCK
Turn / Push button locking. Pushing and turning button locks outside lever requiring use of key until button is manually unlocked. Pushing button locks outside lever until unlocked with key or inside lever is turned.

CGN06
● **ICCGN06**
ANSI: F88
FED#161C



VESTIBULE
Deadlocking latch bolt operated by lever from either side except when outside lever is locked by key from inside. Latch bolt may be retracted by key in outside lever or by rotating inside lever.

CGN01
● **ICCGN01**
ANSI: F82
FED#161B



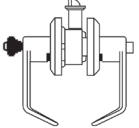
ENTRANCE LOCK PUSH BUTTON
Pushing button in inside lever locks outside lever. Turning inside lever or operating key in outside lever releases button automatically. Closing door does not release button. Button cannot be fixed in lock position. Inside lever always free. Latch bolt automatically deadlocks when door is closed.

CGN07
● **ICCGN07**
ANSI: F110



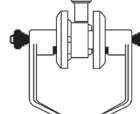
CLASSROOM / INTRUDER
Latch bolt is operated by rotating the inside lever, or rotating the outside lever only when not locked from the inside or outside key.

GN101
ANSI: F90
FED#161T



DORMITORY NON-CLUTCH
Deadlocking latch bolt operated by lever from either side except when outside lever is locked by key or by push button on inside lever. Key in outside lever locks or unlocks outside lever. Outside key releases push button when locked from inside. Rotating inside lever or closing the door releases push button. (Non Clutch)

CGN09
● **ICCGN09**
ANSI: F87
FED#161W



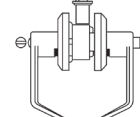
INSTITUTION
Deadlocking latch bolt operated by key in lever from either side. Both lever always fixed.

GN02
● **ICGN02**
ANSI: F91
FED#161G



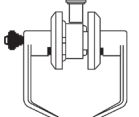
STORE LOCK NON-CLUTCH
Deadlocking latch bolt operated by lever from either side, except when both levers are locked by key in lever from either side. (Non Clutch)

CGN20
ANSI: F76
FED#161L



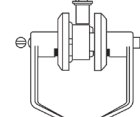
PRIVACY LOCK
Latch bolt operated by lever from either side. Outside lever is locked by push button inside and unlocked by emergency release outside. Turning inside lever or closing door releases push button.

CGN03
● **ICCGN03**
ANSI: F84
FED#161R



CLASSROOM LOCK
Deadlocking latch bolt operated by lever from either side except when outside lever is locked from outside by key. When outside lever is locked, latch bolt is operated by turning inside lever.

HCGN20



HOSPITAL PRIVACY LOCK
Latch bolt operated by lever from either side. Outside lever is locked by push button inside and unlocked by turning turn button. Turning inside lever or closing door releases push button.

CGN04
● **ICCGN04**
ANSI: F80
FED#161S



COMMUNICATING LOCK
Deadlocking latch bolt operated by lever from either side. Turning key in either lever locks or unlocks its own lever independently.

GN30
ANSI: F75
FED#161N



PASSAGE SET
Latch bolt operated by lever from either side at all times.

CGN05
● **ICCGN05**
ANSI: F86
FED#161D



STOREROOM LOCK
Deadlocking latch bolt operated by key in outside lever or by rotating inside lever. Outside lever is always locked.

GN40



DUMMY LEVER
Single dummy trim for one side of door. Pull only.

GN50
ANSI: F89



EXIT LOCK
Blank plate outside. Inside lever always unlocked.

HOW TO ORDER:
For "AT", "SPA" or "TUB" designs, replace design name. Example: CGN00 entrance in "AT" is CAT00.

● Indicates function available with BEST, FALCON & ARROW Interchangeable Core.
OTHER FUNCTIONS NOT LISTED AVAILABLE UPON REQUEST