

KNOBSET / DEADBOLT COMBO PACK

6-PIN "C" KEYWAY CYLINDER, KEYED ALIKE

BARRINGTON / T220 (BA00 / T220)

QUALITY DESIGNED AND ENGINEERED FOR
COMMERCIAL AND RESIDENTIAL APPLICATIONS

MEETS
The Buy American Act

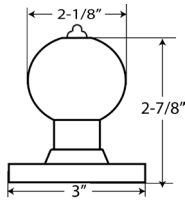


Outside rose, threaded 3" diameter large rose adjustable for various door thickness

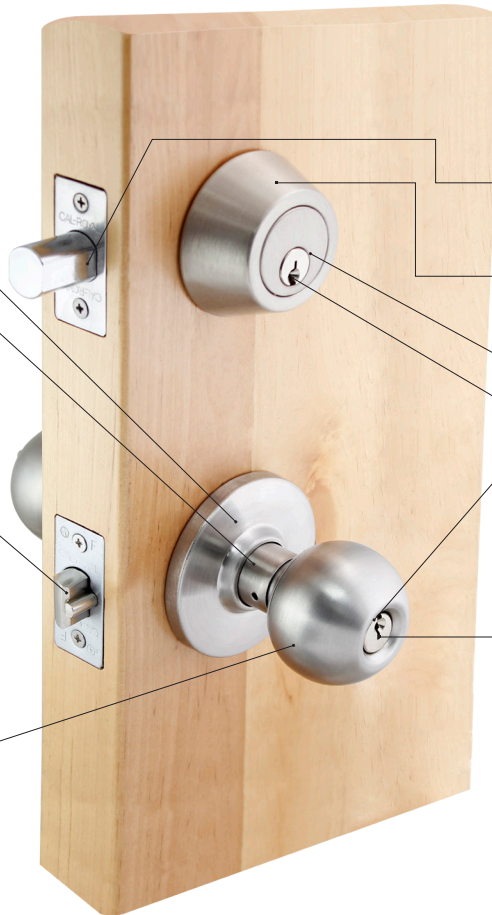
Long spindle hub eliminates hub wobble

Deadlatch affords a high degree of security. Standard with solid, rustless, pressure cast. #300 series anti-magnetic stainless steel or brass latch bolt available with UL listed latch bolt for 3 hour rated door 4' x 8' or non-UL latch bolt

Cylinder knob demountable for quick re-keying and replacement: reversible for either left or right hand door swinging in or out



BA DESIGN



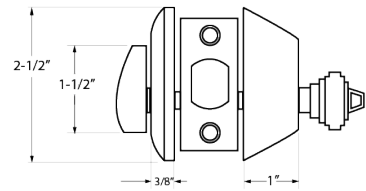
Sturdy, all steel latch case and mechanism

2 1/2" diameter tapered cylinder guard and metal insert, turns free with any removal attempt

Cast iron solid housing

Solid brass 6 pin "C" keyway cylinder; Keyed alike

Cylinder precision solid brass. Pick resistant 6-pin tumbler. Must turn key one-quarter to remove and replace cylinder. Can be construction keyed and master keyed as required



T220 DEADBOLT

PACKAGED TOGETHER
IN THE SAME BOX

SPECIFICATIONS

BARRINGTON

DOOR RANGES

1 3/8" to 1 3/4" thickness doors

BACKSET

2 3/4" Standard, 2 5/8" Optional

LATCH FACEPLATE

2 1/4" x 1 1/8" for 2 3/4" backset, 2 1/4" x 1" for 2 5/8" backset

STRIKES

ANSI strike standard, 4 7/8" x 1 1/4". Optional "T" and full lip strike available on request

EXPOSED TRIM

Wrought Brass, Bronze or Stainless Steel

BORE DIAMETER

1" for latch. 2 1/8" for lock housing

ANSI STANDARDS

Meets or exceeds requirements of BHMA / ANSI A156.2 Series 4000 for Grade 2 (FF-H-106C)

T220

DOOR RANGES

1 3/8" to 1 3/4" thickness doors

BACKSET

Adjustable 2 3/8" or 2 3/4"

DEADBOLT FACEPLATE

Latch bolt: Standard 2 1/4" x 1" packed with 1/8" plastic filler to convert 1" face plate to 1 1/8" wide door preparations

TRIM

Wrought Brass or Stainless Steel

BORE DIAMETER

1" for latch, 1 1/2" or 2 1/8" for lock housing

STRIKE

1 1/8" x 2 3/4" Square Corner